



BOXES B2X

N°20e - Rev. : 0



MARECHAL ELECTRIC S.A.
5, avenue de Presles
F-94417 Saint-Maurice Cedex - France
Tel. : +33 (0)1 45 11 60 00
Fax : +33 (0)1 45 11 60 60
e-mail : sales@marechal.fr
www.marechal.com

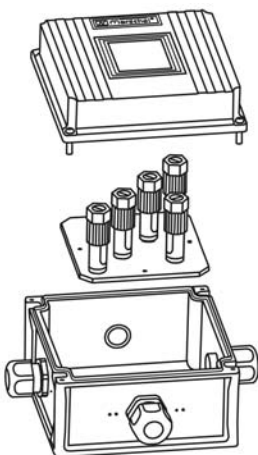
A manufacturer of products using the **Marechal** technology.

GENERAL

B2X is an increased safety box, for use in presence of gas and dust. It has an ingress protection index of IP66/IP67, according to EN 60529 standard.

⚠ Products must be installed by an authorised electrician.

Principle of assembly of a derivation box

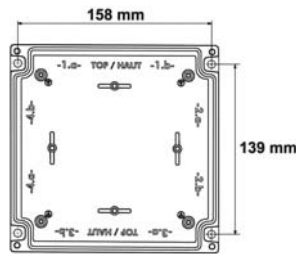


⚠ Do not over-tighten the self-tapping screws supplied with polymeric accessories.

Nota: The cover can be equipped with one DXN1 and one DXN3 at the most.

Fixing centres

Fixing centres are indicated on the sketch below. It is recommended to open the cable entries before mounting the box onto a surface.



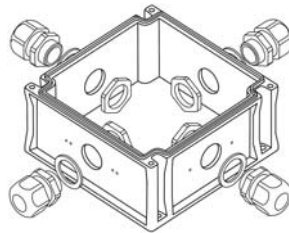
Drillings

Drillings may be performed with a stepped drill or a bell saw.

Cable entry	Drilling diameter
ISO M20	20.4 mm
ISO M25	25.4 mm
ISO M32	32.5 mm
ISO M40	41.3 mm

Cable entries

Cable entries must be assembled with a nut. To maintain watertightness, cable entries or blanking caps must be IP66+IP67 and be fitted with a gasket on the outer surface of the box. The nut must be tightened at the torque recommended by its manufacturer.



The sides can take a cable entry of up to M40.

The maximum admissible current per terminal depends on the conductor cross-section

Conductor cross-section (mm ²)	Current per terminal (A)
2.5	17
4	20
6	30
10	40
16	55
25	70

⚠ Reminder: the IP rating of an assembly is that of its weakest component, cable entries included.

MAINTENANCE

Preferably use a wet cloth to clean the box. The products using the **Marechal** technology practically requires no maintenance. However, from time to time the fastening screws should be checked for tightness.

⚠ Rules applying to the Ex products impose that any replacement of component must be performed under the control of the manufacturer : MARECHAL ELECTRIC S.A.

⚠ Any repair or service must be achieved with genuine **Marechal** parts only.

RESPONSIBILITY

A **Marechal** product must be used with a **Marechal** complementary accessory only. MARECHAL ELECTRIC S.A.'s responsibility cannot be engaged in case **Marechal** products are associated with products or spare parts other than **Marechal**. MARECHAL ELECTRIC S.A.'s responsibility is strictly limited to the obligations expressly agreed in its general sales conditions. Any penalty or indemnity provided herein will be considered as lump damages, redeeming from any other sanctions.

DECLARATION OF CONFORMITY

The B2X box uses the **Marechal** technology. It has been designed, manufactured and controlled in a strict respect of the relevant international and European standards, laws and directives, and particularly of the European ATEX 94/9/EC Directive.

It bears the CE marking whenever applicable.

Note: The CE marking does not apply to spare parts and components supplied separately.

Whenever the B2X safety boxes are in the scope of the European Low Voltage Directive 2006/95/EC.

MARECHAL ELECTRIC S.A. is a member of the international association, BECMA: the Butt-contact Electrical Connectors Manufacturers' Association.



www.becma.ch

MARECHAL electric

CE – Déclaration de conformité
EC – Declaration of conformity

Nous / we: **MARECHAL ELECTRIC S.A.**
5, avenue de Presles
F-94417 SAINT-AURICE Cedex – France
Tel : +33 (0)1 45 11 60 00
Fax : +33 (0)1 45 11 60 60
E-mail : sales@marechal.fr

Déclarons que le produit / Declare that the product:
Boîtier de raccordement / Junction box

Type	Équipement spécifique Specific equipment	Marquage Marking	Et est conforme aux normes suivantes And complies with the following standards
B2X	Bornes / Terminals Bornes + DXN1 et/ou DXN3 Terminals + DXN1 and/or DXN3	<div style="text-align: center;"> </div> II 2 G / D Ex e II Ex tD A21 -40 ° ≤ Ta ≤ +60 °C T6 T85 °C -40 ° ≤ Ta ≤ +60 °C T4 T130 °C LCIE 05 ATEX 6128	EN 60079-0 EN 60079-7 EN 61241-0 EN 61241-1

Intensité maximale admissible dans la boîte en fonction des sections de raccordement
Maximum current permitted in the enclosure according to cable section

Section de câble / cable section (mm ²)	Intensité par borne / Intensity by terminal (A)
2.5	17
4	20
6	30
10	40
16	55
25	70

Satisfont aux dispositions de la Directive du Conseil : **ATEX n° 94/9/CE du 23 mars 1994**
Satisfy the measures set in the Council Directive: **ATEX N° 94/9/EC March 23rd 1994**

Année d'apposition de marquage « CE » : **2006**
Affixing date of 'CE' marking:

avec les caractéristiques d'étanchéité suivantes / with the following watertightness characteristics: **IP66/IP67**

N° de notification de l'évaluation relatif à la qualité : LCIE 00 ATEX Q 8001 selon l'Annexe IV réalisé par l'organisme notifié n° 0081 - LCIE - 33, avenue du Général Leclerc - 92260 Fontenay-Aux-Roses - France

Quality Assessment Notification Number: LCIE 00 ATEX Q 8001 according to Annex IV carried out by Notified Body N° 0081: LCIE - 33, avenue du Général Leclerc - 92260 Fontenay-Aux-Roses - France

Saint-Maurice, 19 / 01 / 2009

Karine DAMMAN
 Responsable ATEX / ATEX Manager